

SmithCo Mfg. Co., Inc.
 30902 C38, P.O. Box 932
 Le Mars, IA 51031
 Phone: 800-779-8099 or 712-546-4409
 Fax: 712-546-6008
 Website: www.sidedump.com

Minimum Tractor Hydraulic Requirements:
 25-30 GPM, 2200-2400 PSI, 10 Gallon Reservoir

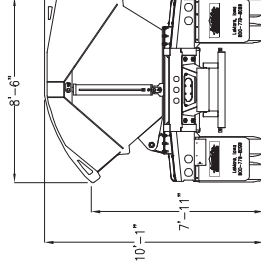
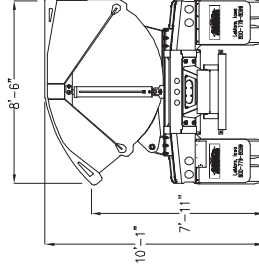
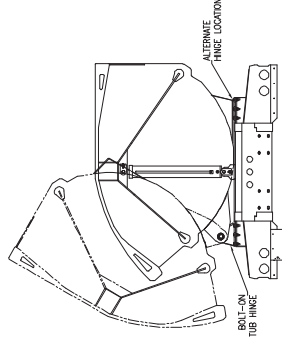
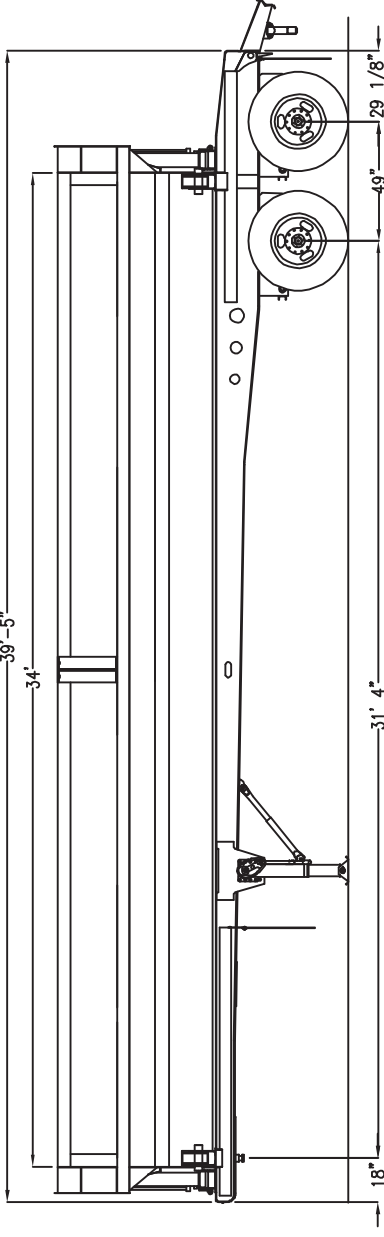
Model S2 MHV* SmithCo Side-Dump Trailer

Frame Length:	39' 5" 43' 4"	Suspension:	Air Ride Suspension Six Spring	S2 MHV S3 MHV
Tub Length:	34' 36'	Axles:	25,000# Capacity	
Capacity:	26 Cu Yd Waterfull 44 Cu Yd Heaping 28 Cu Yd Waterfull 46 Cu Yd Heaping	Hubs:	10 Hole, Hub Piloted	
		ABS:	2SIM Anti-Lock Brake System	
		Drums:	Outboard Mount, Cast Steel	
		Wheels:	Steel Disc, 8.25 x 22.5	
		Tires:	11 R 22.5 G Radial Tires	
Tub Construction:	3/16" Thick, T-1 Steel (or equivalent)	Brakes:	16 1/2" x 7"	
Frame Construction:	80/100 KSI (T-1), Fabricated Steel I-Beam	Front & Rear:	1/4" Synthetic	
Landing Gear:	Two Speed, Non-Load Bearing	Lights:	12 Volt ICC w/Sealed Harness	
Bumper:	Push Bar Type, Bolt-On	Mud Flaps:	(4) Polyline Anti-Spray Splash Guard	
Cylinders:	3500 PSI, 5" Bore	Paint: Tub:	SmithCo White	
		Paint: Frame:	SmithCo Gray	

Model S3 MHV* SmithCo Side-Dump Trailer

Frame Length:	39' 5" 43' 4"	Suspension:	Air Ride Suspension Six Spring	S2 MHV S3 MHV
Tub Length:	34' 36'	Axles:	25,000# Capacity	
Capacity:	26 Cu Yd Waterfull 44 Cu Yd Heaping 28 Cu Yd Waterfull 46 Cu Yd Heaping	Hubs:	10 Hole, Hub Piloted	
		ABS:	2SIM Anti-Lock Brake System	
		Drums:	Outboard Mount, Cast Steel	
		Wheels:	Steel Disc, 8.25 x 22.5	
		Tires:	11 R 22.5 G Radial Tires	
Tub Construction:	3/16" Thick, T-1 Steel (or equivalent)	Brakes:	16 1/2" x 7"	
Frame Construction:	80/100 KSI (T-1), Fabricated Steel I-Beam	Front & Rear:	1/4" Synthetic	
Landing Gear:	Two Speed, Non-Load Bearing	Lights:	12 Volt ICC w/Sealed Harness	
Bumper:	Push Bar Type, Bolt-On	Mud Flaps:	(4) Polyline Anti-Spray Splash Guard	
Cylinders:	3500 PSI, 5" Bore	Paint: Tub:	SmithCo White	
		Paint: Frame:	SmithCo Gray	

*Other Axle Configurations Are Available



Weight Estimate: 14,650 lbs (+/-3%) S2 MHV
 Weight Estimate: 16,760 lbs (+/-3%) S3 MHV