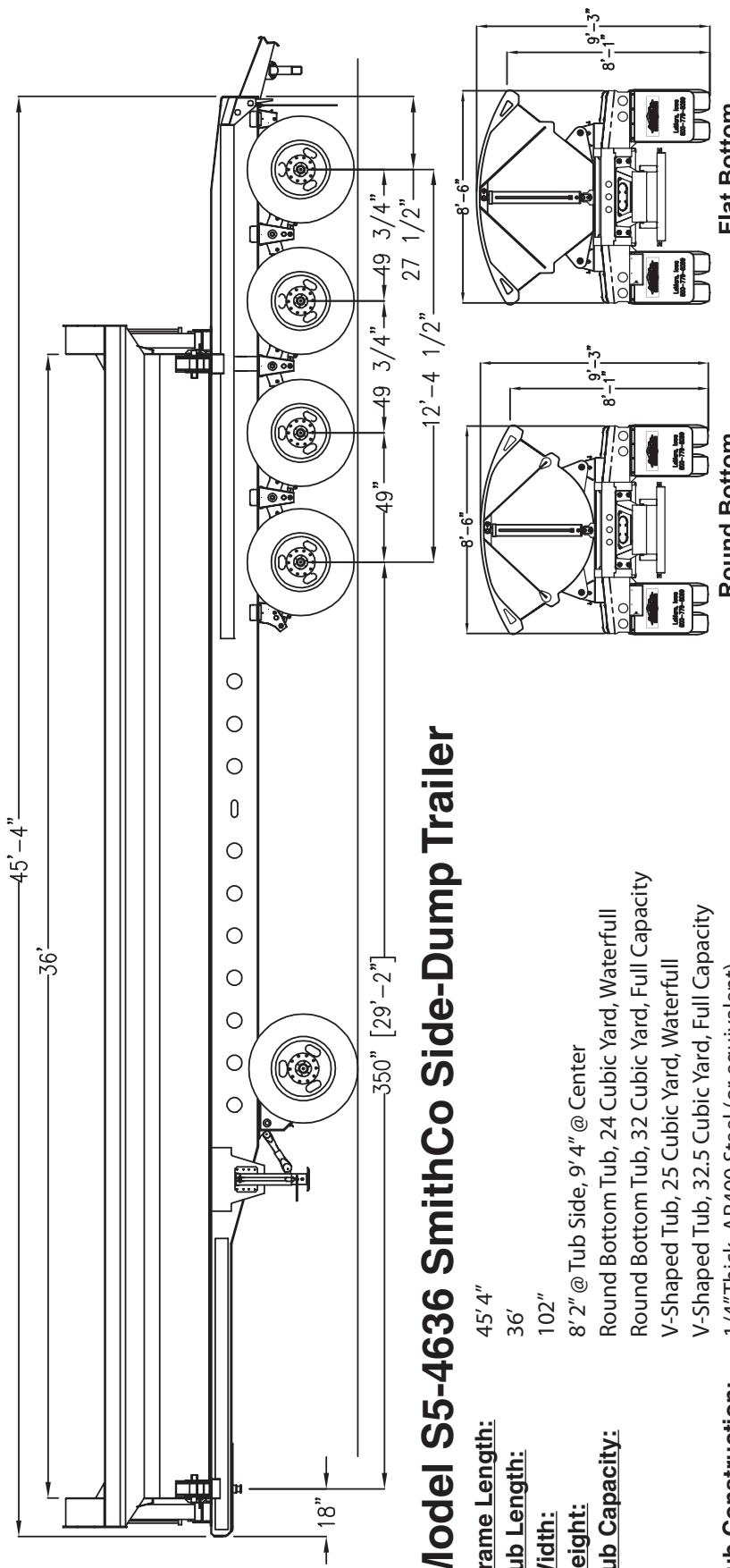


30902 C38
Le Mars, IA 51031
www.sidedump.com



712-546-4409
800-779-8099
Fax 712-546-6008



Model S5-4636 SmithCo Side-Dump Trailer

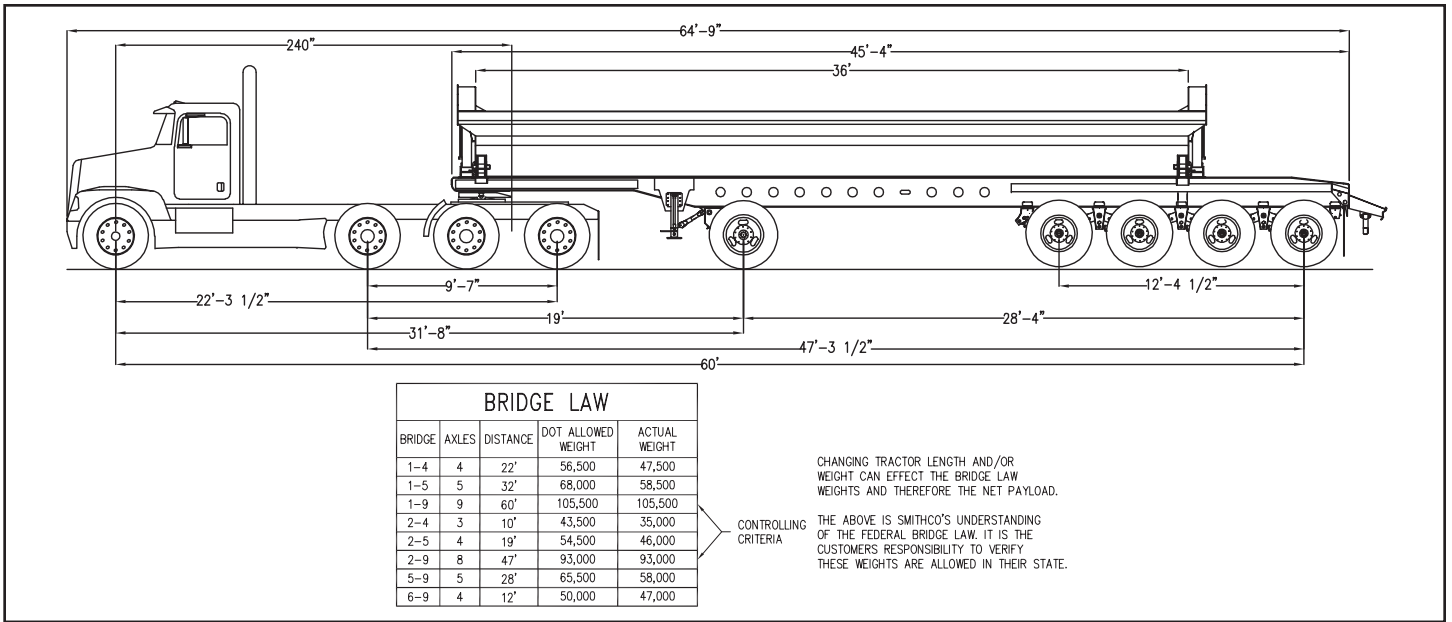
- Frame Length:** 45' 4"
- Tub Length:** 36'
- Width:** 102"
- Height:** 8' 2" @ Tub Side, 9' 4" @ Center
- Tub Capacity:** Round Bottom Tub, 24 Cubic Yard, Waterfull
 Round Bottom Tub, 32 Cubic Yard, Full Capacity
 V-Shaped Tub, 25 Cubic Yard, Waterfull
 V-Shaped Tub, 32.5 Cubic Yard, Full Capacity
- Tub Construction:** 1/4" Thick, AR400 Steel (or equivalent)
 3/16" Thick, AR400 Steel (or equivalent) is Optional
- Frame Construction:** 80/100 KSI, Fabricated Steel I-Beam
- Landing Gear:** High Clearance Two Speed, Non-Load Bearing
- Bumper:** Push Bar Type, Bolt-On
- Cylinders:** 3000 PSI, 6" bore
- Suspension:** (Axle 1) Air Ride, Air Lift, 14K Steerable
 (Axle 2-5) Binkley 8 Spring, 3 Leaf Springs
 (1) 14,000# Steerable, (4) 25,000# capacity
 10 Hole, Hub Piloted
- Axles:** 251M Anti-Lock Brake System
- Hubs:** Outboard Mount, Cast Steel
- ABS:**
- Drums:**

Round Bottom

- Wheels:** Steel Disc, 8.25 x 22.5 (18)
- Tires:** 11 R 22.5 G Radial Tires (18)
- Brakes:** 16 1/2" x 7"
- Fenders:** Front & Rear, 1/4" Synthetic, 7 Degree Slope
- Lights:** 12 Volt ICC w/Sealed Harness
- Mud Flap:** (2) Polyline Anti-Spray Splash Guard w/SmithCo name
- Paint:** White Tub, Gray Frame

Flat Bottom

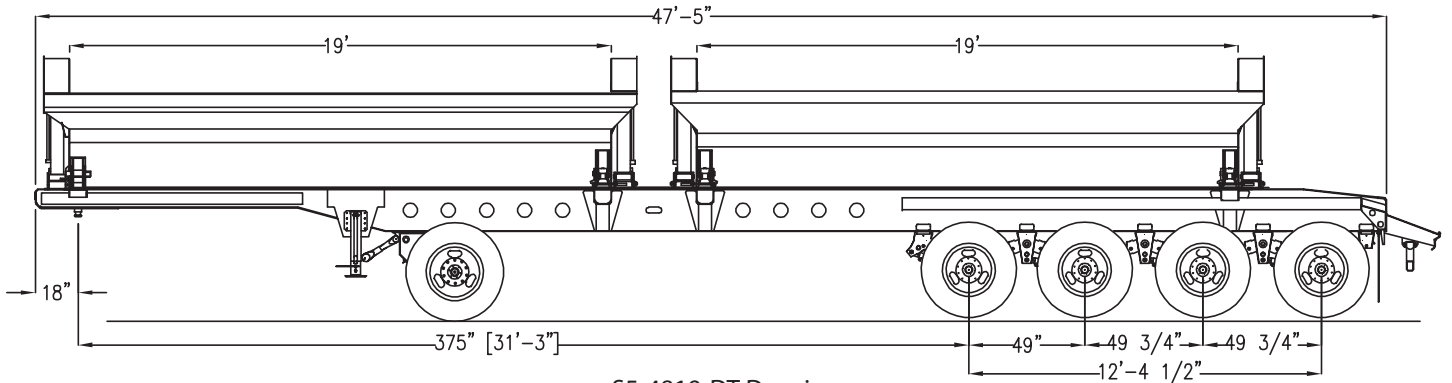
- Special Colors Are Available Upon Request**
- Minimum Tractor Hydraulic Requirements:** 25-30 GPM, 2,200-2,400 PSI, 10 Gallon Reservoir



BRIDGE LAW				
BRIDGE	AXLES	DISTANCE	DOT ALLOWED WEIGHT	ACTUAL WEIGHT
1-4	4	22'	56,500	47,500
1-5	5	32'	68,000	58,500
1-9	9	60'	105,500	105,500
2-4	3	10'	43,500	35,000
2-5	4	19'	54,500	46,000
2-9	8	47'	93,000	93,000
5-9	5	28'	65,500	58,000
6-9	4	12'	50,000	47,000

CONTROLLING CRITERIA

CHANGING TRACTOR LENGTH AND/OR WEIGHT CAN EFFECT THE BRIDGE LAW WEIGHTS AND THEREFORE THE NET PAYLOAD. THE ABOVE IS SMITHCO'S UNDERSTANDING OF THE FEDERAL BRIDGE LAW. IT IS THE CUSTOMERS RESPONSIBILITY TO VERIFY THESE WEIGHTS ARE ALLOWED IN THEIR STATE.

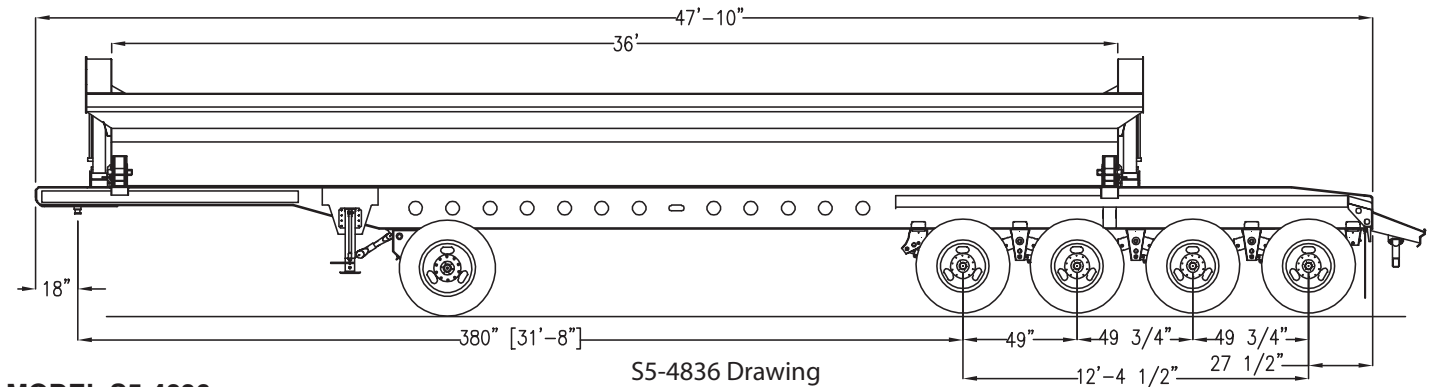


S5-4819-DT Drawing

MODEL S5-4819-DT Trailer

All Standard Features of the SmithCo Model S5-4636 Plus:

- Frame Length: 47' 5"
- Tub Length: (2) 19' Tubs
- Capacity: 25.7 Cubic Yard, Waterfull
34.6 Cubic Yard, Full Capacity



S5-4836 Drawing

MODEL S5-4836

All Standard Features of the SmithCo Model S5-4636 Plus:

- Frame Length: 47' 10"

All Specifications Are Subject To Change Without Notice

SmithCo Side-Dump Trailers

Phone: 800-779-8099
 Phone: 712-546-4409
 FAX: 712-546-6008

Your Area Dealer